





West Lake Union Center

1505

SUITE	SIZE	COMMENTS
 Suite 300	4,829 SF	Northeast corner suite with great natural light. Contiguous with Suites 300 and 305.
 Suite 305	4,730 SF	Open space with great natural light. Ready for tenant improvements. Contiguous with Suites 300 and 310.
 Suite 310	3,598 SF	Great lobby exposure. Contiguous with Suites 300 and 305.
 Suite 350	3,514 SF	Move-in ready suite with private offices and open space, conference room, kitchen and direct access to outdoor plaza. Available August 1, 2026.



FOR MORE INFORMATION, PLEASE CONTACT:

SCOTTA ASHCRAFT

Executive Vice President
 +1 206 292 6063
 scotta.ashcraft@cbre.com

NICK CARKONEN

Senior Vice President
 +1 206 292 6039
 nick.carkonen@cbre.com

RILEY SHEPHARD

First Vice President
 +1 425 462 6932
 riley.shephard@cbre.com

