

Shop at Kildeer

Retail For Lease

North Rand Rd & West Long Grove Rd Kildeer, IL 60047



Contact Us

Sean McCourt
Senior Vice President
+1 312 297 7688
sean.mccourt@cbre.com

Alex Corno
First Vice President
+1 312 935 1015
alex.corno@cbre.com

www.cbre.us/shopsatkildeer

CBRE

FEATURES

DOMINANT CENTER

- + 170,000 SF
- + Michaels, Old Navy, Ulta, Five Below, and more

REGIONAL SHOPPING CORRIDOR

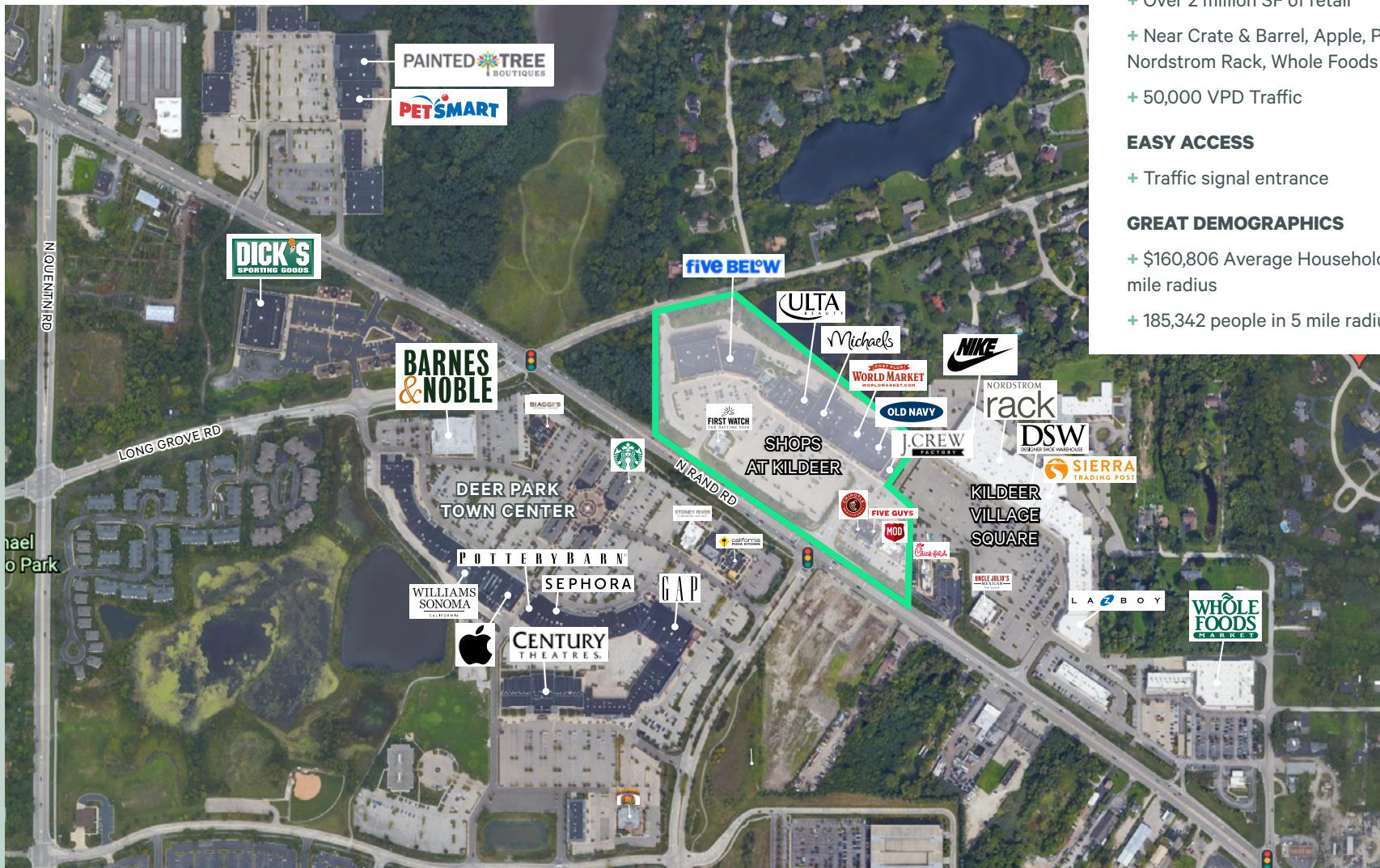
- + Over 2 million SF of retail
- + Near Crate & Barrel, Apple, Pottery Barn, Nordstrom Rack, Whole Foods
- + 50,000 VPD Traffic

EASY ACCESS

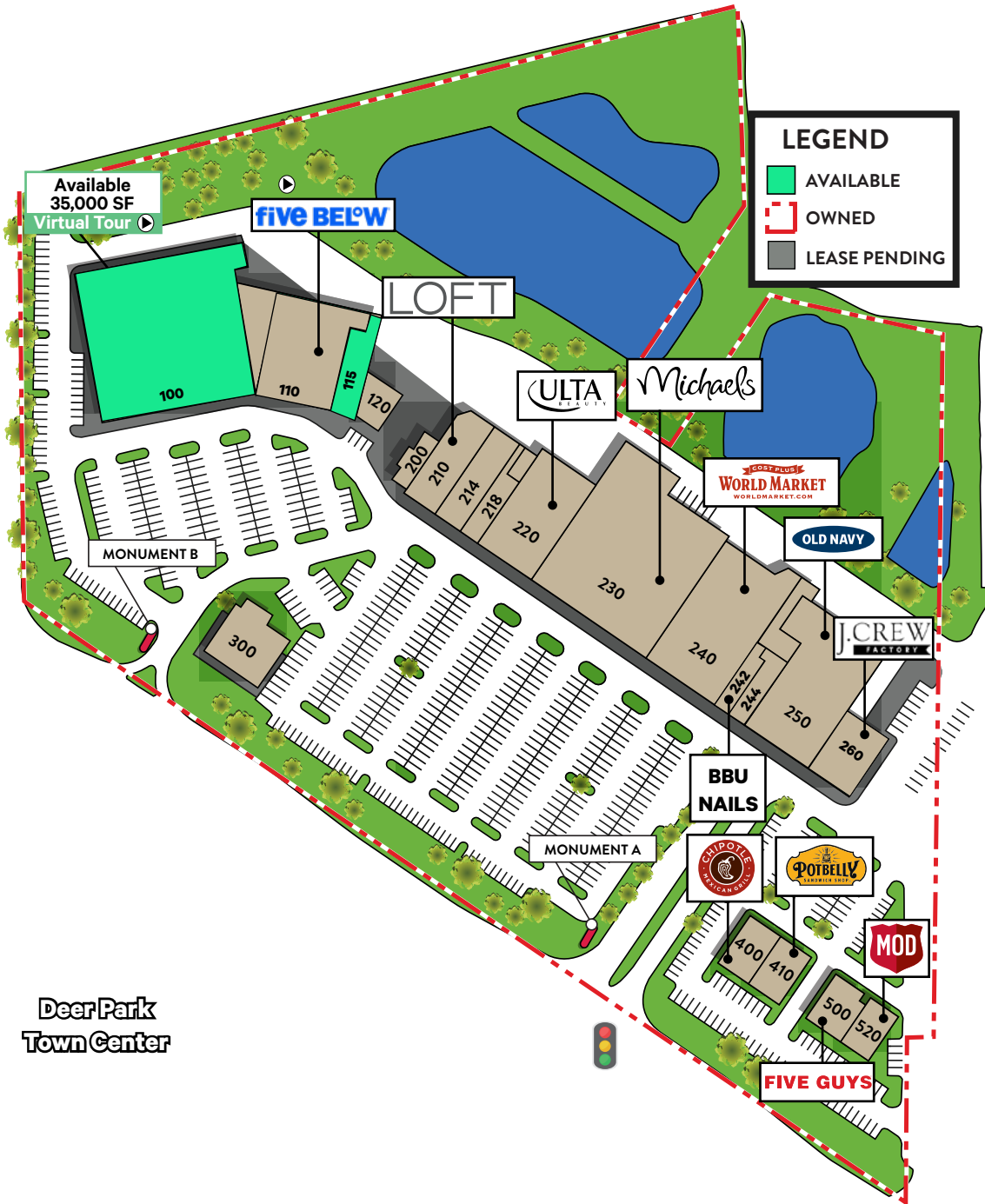
- + Traffic signal entrance

GREAT DEMOGRAPHICS

- + \$160,806 Average Household Income within a mile radius
- + 185,342 people in 5 mile radius



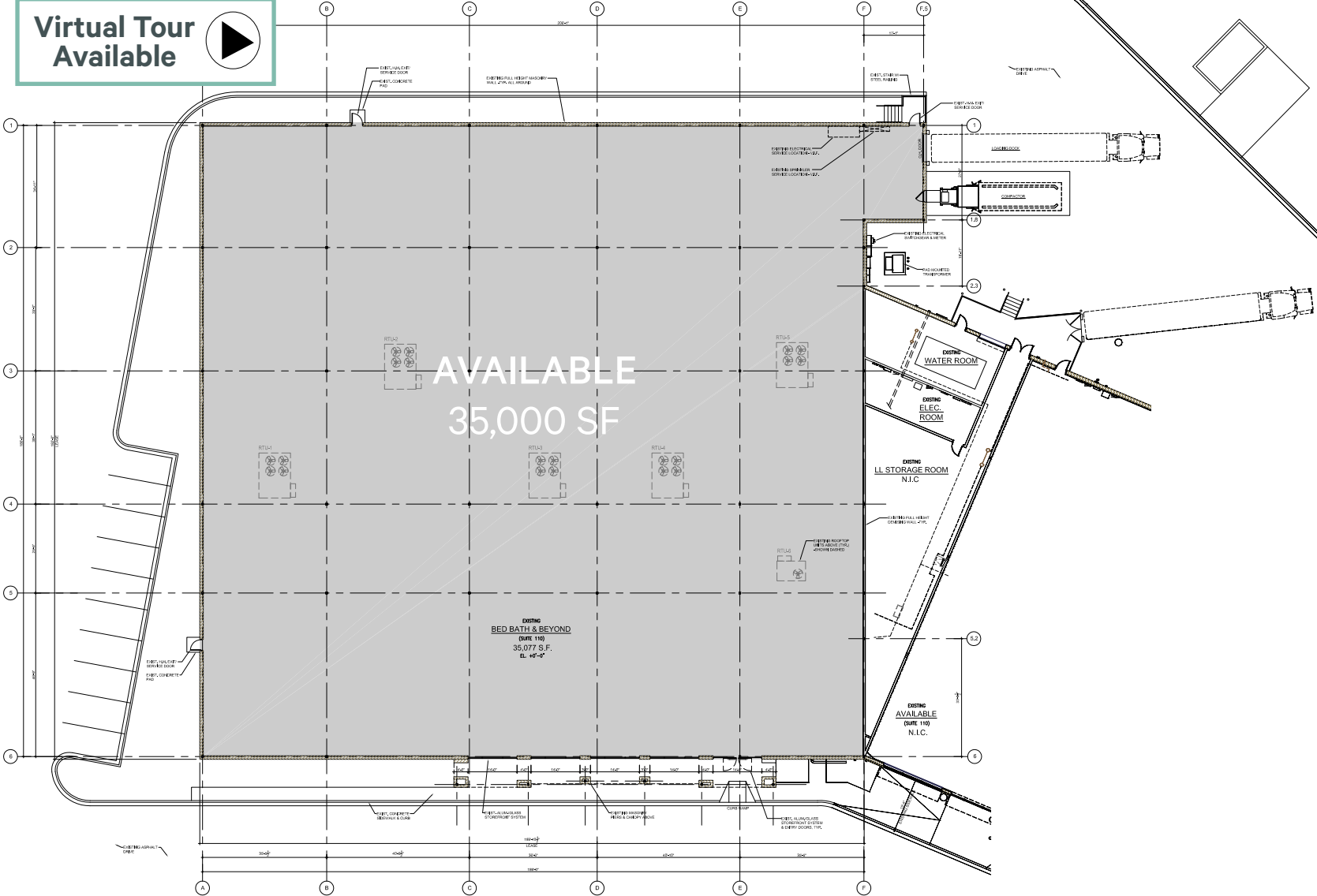
Site Plan



Unit	Tenant	SF	Virtual Tour
100	Available	35,000	▶
115	Available	3,527	
110	Five Below	12,279	
120	Gianni's Cafe	2,123	
200	European Wax Center	1,534	
210	LOFT	5,635	
214	Tsukasa of Tokyo	4,905	
218	Aligned Modern Health	2,418	
220	Ulta Beauty	11,940	
230	Michael's	31,578	
240	Cost Plus World Market	17,300	
242	BBU Nails	1,460	
244	Dyer Dental	2,200	
250	Old Navy	17,375	
260	J.Crew Factory	5,164	
520	MOD Pizza	2,500	
500	Five Guys	3,024	
410	Potbelly Sandwich Shop	2,754	
400	Chipotle	2,786	
300	First Watch Cafe	5,707	

Unit 100 Proposed Floor Plan

Virtual Tour Available 



GENERAL NOTE:
THIS PLAN IS BASED ON RECORDED PLANS
PROVIDED AND HAS NOT BEEN SURVEYED
IN FIELD TO ENSURE ACCURACY.

1 AS-BUILT FLOOR PLAN
AS1.0 SCALE: 3/32"=1'-0"





DEMOGRAPHIC BRIEF

20505 N RAND RD

	1 MILE	3 MILES	5 MILES	10 MILES
POPULATION				
2023 Population - Current Year Estimate	3,619	66,857	185,342	662,008
2028 Population - Five Year Projection	3,563	65,545	181,741	654,436
2020 Population - Census	3,623	67,463	186,897	663,211
2010 Population - Census	3,202	67,306	182,992	644,052
2020-2023 Annual Population Growth Rate	-0.03%	-0.28%	-0.26%	-0.06%
2023-2028 Annual Population Growth Rate	-0.31%	-0.40%	-0.39%	-0.23%
HOUSEHOLDS				
2023 Households - Current Year Estimate	1,341	25,521	70,902	255,126
2028 Households - Five Year Projection	1,343	25,424	70,587	256,183
2010 Households - Census	1,122	24,522	68,477	244,193
2020 Households - Census	1,334 90.9%	25,588 95.1%	70,960 95.3%	253,512 95.1%
2020-2023 Compound Annual Household Growth Rate	0.16%	-0.08%	-0.03%	0.20%
2023-2028 Annual Household Growth Rate	0.03%	-0.08%	-0.09%	0.08%
2023 Average Household Size	2.56	2.60	2.59	2.57
HOUSEHOLD INCOME				
2023 Average Household Income	\$219,831	\$141,357	\$160,806	\$149,999
2028 Average Household Income	\$243,281	\$159,074	\$180,761	\$168,470
2023 Median Household Income	\$144,720	\$92,244	\$111,017	\$103,884
2028 Median Household Income	\$159,875	\$103,945	\$123,461	\$114,075
2023 Per Capita Income	\$77,833	\$53,774	\$61,565	\$57,853
2028 Per Capita Income	\$87,605	\$61,509	\$70,258	\$65,991
HOUSING UNITS				
2023 Housing Units	1,469	26,932	74,722	269,367
2023 Vacant Housing Units	128 8.7%	1,411 5.2%	3,820 5.1%	14,241 5.3%
2023 Occupied Housing Units	1,341 91.3%	25,521 94.8%	70,902 94.9%	255,126 94.7%
2023 Owner Occupied Housing Units	1,141 77.7%	17,530 65.1%	55,438 74.2%	192,911 71.6%
2023 Renter Occupied Housing Units	200 13.6%	7,991 29.7%	15,464 20.7%	62,215 23.1%
EDUCATION				
2023 Population 25 and Over	2,589	45,587	132,342	473,785
HS and Associates Degrees	876 33.8%	17,640 38.7%	46,287 35.0%	176,669 37.3%
Bachelor's Degree or Higher	1,607 62.1%	23,594 51.8%	79,164 59.8%	270,105 57.0%
PLACE OF WORK				
2023 Businesses	306	1,950	6,644	26,597
2023 Employees	4,526	25,830	78,886	442,313

For more information:



Sean McCourt

Senior Vice President

+1 312 297 7688

sean.mccourt@cbre.com



Alex Corno

First Vice President

+1 312 935 1015

alex.corno@cbre.com

www.cbre.us/shopsatkildeer



321 N. Clark St. Suite 3400, Chicago, IL 60654

© 2024 CBRE, Inc. All rights reserved. This information has been obtained from sources believed reliable, but has not been verified for accuracy or completeness. You should conduct a careful, independent investigation of the property and verify all information. Any reliance on this information is solely at your own risk. CBRE and the CBRE logo are service marks of CBRE, Inc. All other marks displayed on this document are the property of their respective owners, and the use of such logos does not imply any affiliation with or endorsement of CBRE. Photos herein are the property of their respective owners. Use of these images without the express written consent of the owner is prohibited.