

**3** SUITE 850 - ENTRY ALT  
1" = 10'-0"



**Uptown Towers, East**

**Suite 850**  
7,236 RSF

To learn more, please contact:

**Kyle Kenyon**  
+1 770 630 6767

[kyle.kenyon@cbre.com](mailto:kyle.kenyon@cbre.com)

**Jeff Keppen**  
+1 404 504 7923

[jeff.keppen@cbre.com](mailto:jeff.keppen@cbre.com)

**Chris Port**  
+1 404 504 5964

[chris.port@cbre.com](mailto:chris.port@cbre.com)

**Nicole Goldsmith**  
+1 404 923 1254

[nicole.goldsmith@cbre.com](mailto:nicole.goldsmith@cbre.com)



DECORATOR'S WHITE



GRAY MATTERS



IRON ORE




ACCENT WALLCOVERING AND PANELS USED THROUGHOUT



WT -4



WT -5



ACCENT CARPETS USED THROUGHOUT



CONFERENCE PENDANT LIGHTS




ELLA CAMBRIA



PL-3

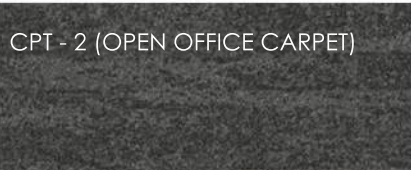


PL-4



PL-2

UPTOWN SPEC SUITES - SUITE 850



CPT - 2 (OPEN OFFICE CARPET)



CPT - 1 (OPEN OFFICE CARPET)



CPT - 3 (PRIVATE OFFICE CARPET)



LVT - 1



PT- 1 DECORATOR'S WHITE  
(GENERAL WALL PAINT)



PT - 2 GRAY MATTERS  
(ACCENT WALL PAINT)



UPTOWN SPEC SUITES - GENERAL FINISHES (USED IN ALL SUITES)